

CUPPING & IMMUNITY



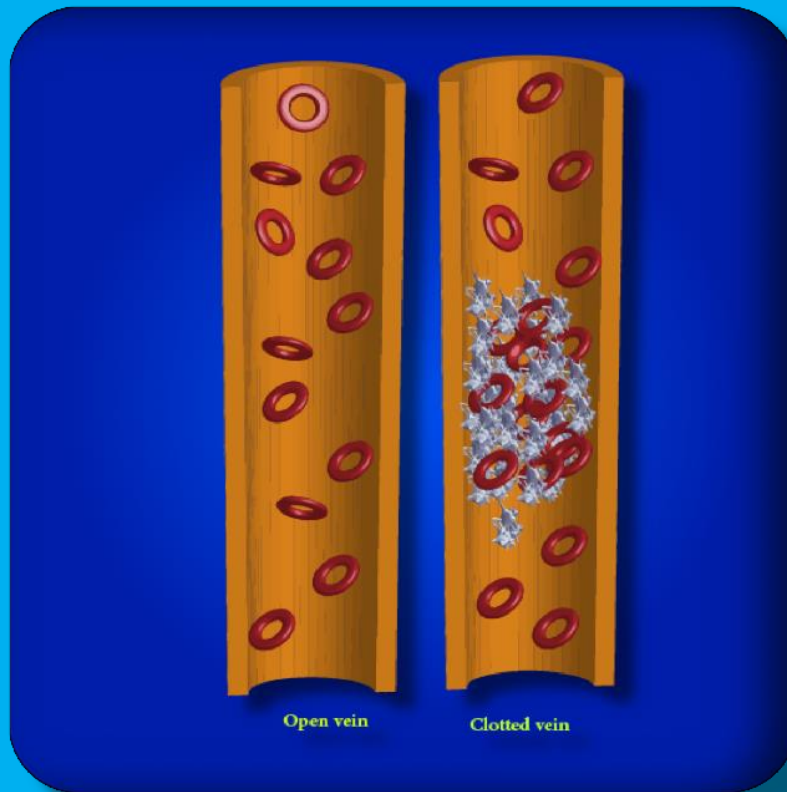
The Prophet may peace be upon him used to be cupped on the front of his face and between the shoulders and say: (the one who draw this blood from himself will not be harm if he did not take any medicine for any disease).

Reference: Sahih Al jamee 4926.

The front is in the middle of the face from up as we saw before and we have seen also the spot between the shoulders, and these three spots together are considered as general preventive from most of the diseases, and also for safety and reactive and strengthen the immunity system and removing the blood circulation.

Note:

MIRACLES OF PROPHECY



When does the clot embolism start?

- 1 - when the lining cells of the artery or vein or heart get any damage
- 2 - when the blood stops or change from the liquid to the solid form.
- 3 - when the channels of the blood get tight for a while in order to stop the blood from going to the damaged spots as a preventive proceed.

CUPPING & FEVER



The physicians of the present time who have been studying the blood cupping used to mention some warnings in their books or their sites on the internet one of these warnings that they said (do not make the blood cupping on the man who has a fever).

And I do not know if they have said that according to an experiment or not, but it seems to me that they said that according to the Chinese information.

And I said before that the Chinese are talking about the air cupping only and not about the blood or wet cupping, and the air cupping does not draw any blood out of the body, therefore it is indeed dangerous to the air cupping to anyone having fever.

THE FONTANEL SPOT

It is the spot in which the front of the head Meets with the rear of it, and it is in the middle of the head as in this picture.



THE WITHERS AND BETWEEN THE SHOULDERS

This spot is in the middle of the back and on the top of the spine under the prominent part exactly as shown in the figure below, and it is one of the most important cupping spots and it is used with many diseases by adding it to other spots and comes under it the spot between the shoulders.



LOCATIONS FOR DISEASES

Now we are going to show the blood cupping spots which we had known until now, because until now no one know the blood cupping limits and what are all the diseases which the blood cupping can be a cure for it by the permission of Allah.

TO CURE HEADACHES





THE WEAKNESS OF MOVEMENT ON THE BACK



THE SHOULDERS PAIN FRONT



LEVER BACK




SEXUAL WEAKNESS



PROBLEMS WITH OVARIES

And here we do the cupping without blood suction just air cupping.


HOW THE CUPPING WORK



From the wards of the ancient physicians who have given this science to us, they said that the replete diseases are either bloody or biliary or phlegmy or melancholy.

And if it was bloody then it will be healing by drawing the blood, and if it was from the other three kinds then it will be healing by purgative which suits each of it.

HOW TO DO CUPPING



First When making the blood cupping on the head or face:

- 1- the patient sets on a chair.
- 2- shave the hair or the cupping spots.
- 3- clean the spot.
- 4- clean the cup.
- 5- put the cup and draw the air either by putting a burning piece of paper inside the cup or by drawing the air with the modern pump and leave the cup for 3 to 5 minutes.